


## to go! Piet Mondrian

**Piet Mondrian** was born March 7, 1872 in Amersvoort, Netherlands. He came from a very artistic family – his father taught him to draw and his uncle taught him to paint. He was an art teacher for elementary schools and then in 1892 he moved to Amsterdam to focus on making art. Around 1920 he became known as one of the leaders of the experimental and innovative Dutch *avante-garde* (a group of artists that pushed the boundaries of art).

Piet Mondrian was a founder of Neo-Plasticism. This style of art emphasizes harmony, order and simplicity. Neo-Plasticism only uses horizontal and vertical lines, primary colors (red, yellow and blue), and black and white. With simple materials at home, you can create artwork just like Piet Mondrian!


### Materials:

- White Paper
- Black Crayon
- Watercolors (Red, Yellow and Blue) – Markers also work!
- Water, brush, and paper towels
- Ruler




### Directions:

- First, use a black crayon and a ruler to draw several vertical (up-and-down) lines on your paper. Try to vary the size of the spaces between the lines so they aren't all even. Then do the same thing with horizontal (side-to-side) lines to create a bunch of different sized boxes.
- Now, using watercolors, pick a few boxes to fill-in with red, yellow and blue paint. Remember, Neo-Plasticism uses the primary colors.
- Spread out the boxes that you choose to paint, and don't forget to leave some boxes white because Neo-Plasticism also uses black and white.
- Finished? Make a few more and compare all of your Mondrian-style artwork. Each one is unique even though you used the same lines and colors!



Komposition mit großer roter Fläche by Piet Mondrian



Composition A by Piet Mondrian